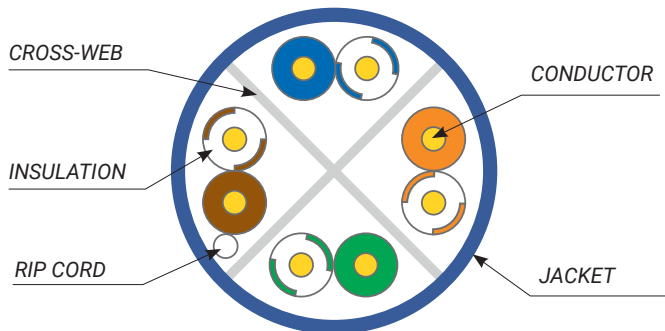




## Cable

# 6 Enhanced UTP 4 Pair Cable



## 23 AWG CAT6E CMR, High-Performance Data Cable

### APPLICABLE STANDARDS

- UTP CABLE CAT6, #23 AWG X 4 PAIR W/HDPE INSULATION AND FLAME-RETARDANT PVC JACKET

- UL Listed Type CMR
- C(UL) listed CMG FT4
- ATM 155 Mbps

- ETL Listed Type CMR
- C(ETL) listed CMG FT4
- ROHS Compliant

- TIA/EIA-568-C.2, UL 1666 CMR RATED
- IEC 61156 AND ANSI/TIA-568-C.2

- Ethernet 10BASE-T, 100BASE-TX, 100BASE-VG, 100BASE-T4,

- 1000 Mbps 1000BASE-T Gigabit Ethernet (IEEE 802.3)

- 16 Mbps Token Ring™ (IEEE 802.5)

### PHYSICAL CHARACTERISTICS

Number of Conductor Pairs	4
Size	23 AWG
Stranding	Solid
Conductor Material	Solid Annealed Bare Copper
Shield Material	Unshielded
Rip Cord	Yes
Insulation Material	Polyethylene
Insulation Overall Diameter	0.040 in. + 0.0002 in.
Insulation Average Thickness	0.0088 in.
Jacket	Flame Retardant PVC
Voltage Rating	300V
Outer Jacket Average Wall Thickness	0.023 in.
Outer Jacket Nominal O.D.	0.244 in. + 0.008 in.
Nominal Weight	28 lbs. (RIB) / 30 lbs. (Reelex II)

### MECHANICAL CHARACTERISTICS

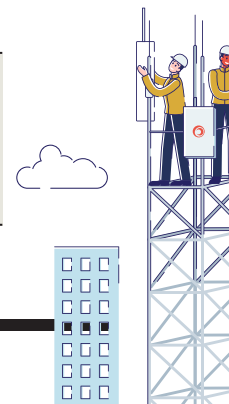
Temperature Rating	Installation	0 to +60°C
	Operating	-20°C to + 75°C
Tensile Strength	Before	>= 13.8 Mpa
Elongation	Aging	>= 100%
Aging Condition		100°C x 168 hours
	After	> = 85% of unaged
	Aging	> = 50% of unaged

### COLOR CODE

Pair 1	White / Blue	Blue
Pair 2	White / Orange	Orange
Pair 3	White / Green	Green
Pair 4	White / Brown	Brown

### CABLE MARKING

IXXXXXX 23AWG 4 PRUTP CIVIR CTUL-  
JUS 75C FT4 CTETLJUS FT4 TESTED  
TO 550 MHz CATEGORY 6E TIA/EIA-  
568C.2 ETL VERITEIED TO \*\*\*\*ET






## ELECTRICAL PERFORMANCE

\* Values above 250MHz are information only

Frequency (MHz)	Attenuation (dB/100m)	Return loss (dB)	NEXT (dB)	PS-NEXT (dB)	ELFEXT (dB)	PS-ELFEXT (dB)	ACR (dB)	PS-ACR (dB)
	Max.	Min.	Min.	Min.	Min.	Min.	Min.	Min.
1	2.0	20.0	77.3	75.3	70.8	67.8	75.0	73.0
4	3.8	23.6	68.3	66.3	58.7	55.7	64.0	62.0
8	5.3	25.4	63.8	61.8	52.7	49.7	57.7	55.7
10	5.9	26.0	62.3	30.3	50.8	47.8	55.6	53.6
16	7.4	26.0	59.3	57.3	46.7	43.7	50.7	48.7
20	8.3	26.0	57.8	55.8	44.7	41.7	48.2	16.2
25	9.3	25.5	56.3	54.3	42.8	39.8	45.6	13.6
31.25	10.4	25.0	54.9	52.9	40.9	37.9	42.8	40.8
62.5	14.9	23.5	50.4	48.4	34.8	31.8	32.9	30.9
100	19.0	22.5	47.3	45.3	30.8	27.8	24.9	22.9
155	23.9	21.6	45.8	43.5	27.0	23.6	21.0	21.5
200	27.4	21.0	42.8	40.8	24.7	21.7	18.4	16.4
250	30.8	20.5	41.3	39.3	22.8	19.8	13.5	11.5
300	34.0	20.1	40.2	38.2	21.2	18.2	9.6	5.0
350	37.0	19.8	39.2	37.2	19.9	16.9	5.2	3.2
400	39.7	19.5	38.3	36.3	18.7	15.7	1.5	-
450	42.1	19.2	37.5	35.5	17.7	14.7	-	-
500	44.9	19.0	36.8	34.8	16.8	13.8	-	-
550	47.3	18.8	36.2	34.2	15.9	12.9	-	-



## ELECTRICAL CHARACTERISTICS

Maximum Conductor DC Resistance @ 20°C	9.38 Ω / 100 Meters
Maximum DC Resistance Unbalanced @ 20°C	5%
Maximum Pair-to-Pair Ground Capacitance Unbalance	330 pF / 100 Meters
Characteristic Impedance	100 + 15 Ω
Mutual Capacitance	5.6 nF / 100 Meters
Maximum Delay Skew	40 ns / 100 Meters
NVP Nominal Velocity Propagation	0.7

## PART NUMBERS

PartNumbers	Color	Put-up	PartNumbers	Color	Put-up
6E04URBK3	Black	RIB	6E04URBK4	Black	Reelex II
6E04URBL3	Blue	RIB	6E04URBL4	Blue	Reelex II
6E04URGN3	Green	RIB	6E04URGN4	Green	Reelex II
6E04URGY3	Grey	RIB	6E04URGY4	Grey	Reelex II
6E04URRD3	Red	RIB	6E04URRD4	Red	Reelex II
6E04URWH3	White	RIB	6E04URWH4	White	Reelex II
6E04URYL3	Yellow	RIB	6E04URYL4	Yellow	Reelex II